


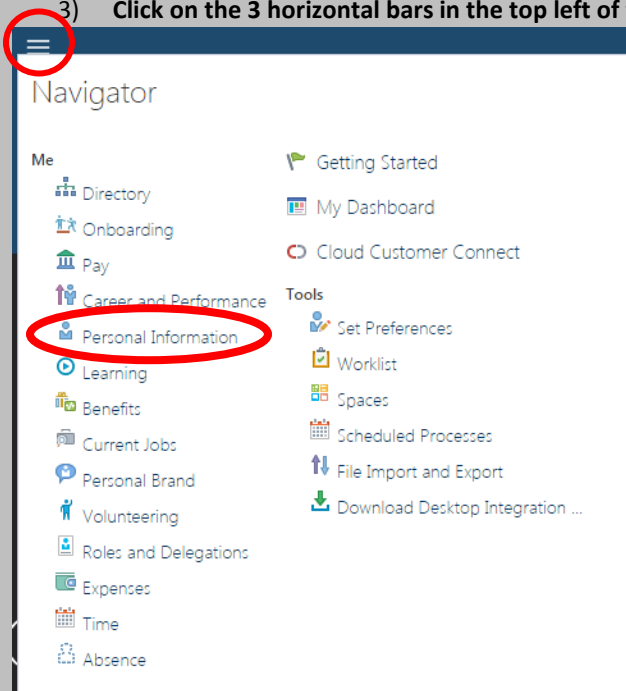
Please use the following instructions to access your pay slip.

- 1) Navigate to the Bear Trax homepage to Bear Trax (Shawnee.edu/BearTrax) and click the icon to login.

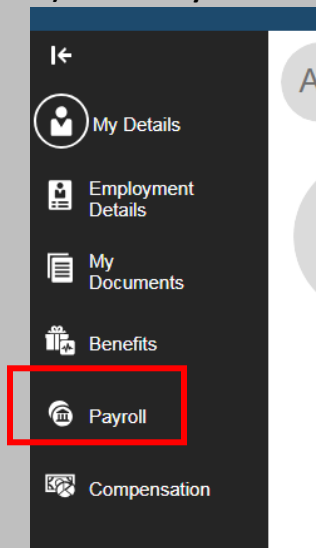


- 2) Enter your Bear Trax User ID and Password (this will either be your current student/employee ID or your assigned Bear Trax ID)




- 3) Click on the 3 horizontal bars in the top left of the screen and select Personal Information under Me



5) Select "Payroll"



6) The payslips will populate. In order to view a PDF copy of your payslip, click on the payslip icon.

	Period Start Date	Period End Date
	12/8/18	12/21/18
	11/24/18	12/7/18
	11/10/18	11/23/18