

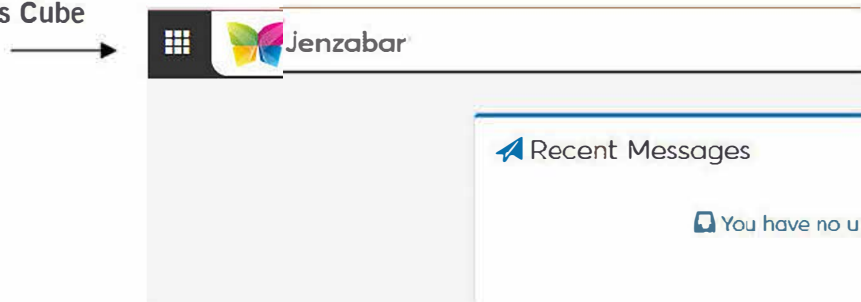
J1 Quick Guide

How to Clear Students to Register for Courses

Using your SSU credentials, log in to J1 Web <https://j1web.shawnee.edu/J1Web>

Once you arrive at your landing page (see screenshot below), click on the black rubrics cube shape next to the Jenzabar butterfly in the upper-left-hand corner of the screen:

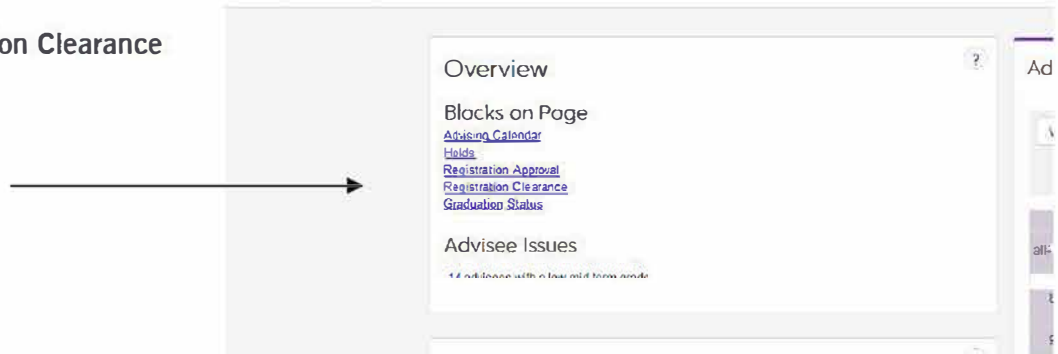
Click on **Rubik's Cube**



Choose **Academic Advising** then choose **Summary Page**

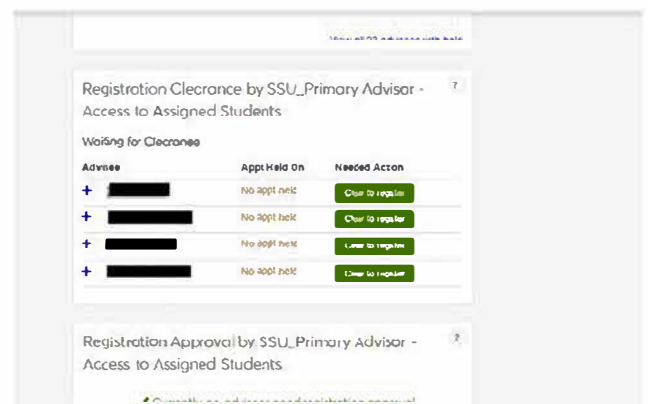


Click **Registration Clearance**

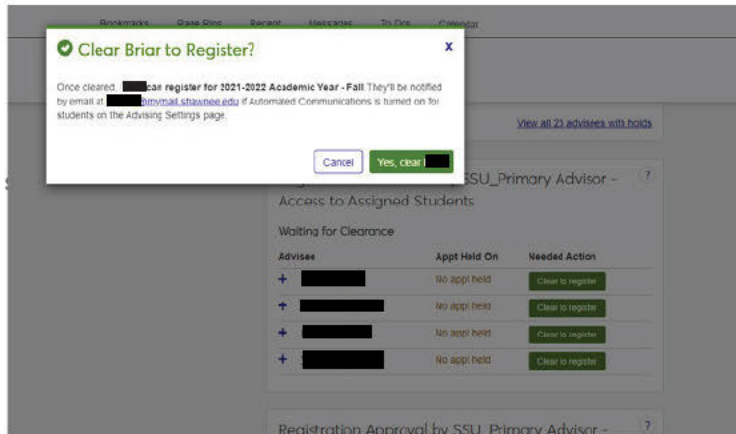


Students needing Registration Clearance are listed at the Bottom of the screen.

Choose the student you want to clear,



Click green "Clear to Register"



Click the green "Yes, clear"