

# Shawnee State University



Portsmouth, OH • 740.351.4SSU

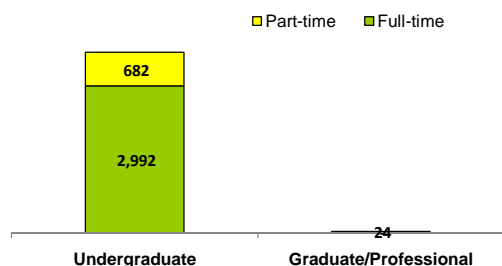
<http://www.shawnee.edu>

Shawnee State is a university of opportunity that enrolls students with a broad array of talents and backgrounds. It provides a supportive academic environment guided by faculty members who are dedicated to the mission of teaching. Tuition at Shawnee State is among the lowest in Ohio. Enrollment at SSU has grown to more than 3,800 with room for 600 students in its modern residences. Shawnee State is located in Portsmouth, on a beautiful 52-acre campus overlooking the Ohio River. Along with modern educational facilities, the Vern Riffe Center for the Arts is one of the most acoustically-advanced theaters in the country. The Clark Planetarium is the first in the U.S. equipped with the digital MediaGlobe system, which offers three-dimensional tours through the cosmos. The James A. Rhodes Athletic Center provides fitness facilities and is home base for Shawnee State's sports teams.

## Student Characteristics (Fall 2007)

**TOTAL NUMBER OF STUDENTS** 3,699

### Student Level and Enrollment Status



## Undergraduate Success and Progress Rate

Data used to build graph and table are not yet available

## UNDERGRADUATE PROFILE

**Total** 3,329

### Gender

Women	1,870	56%
Men	1,459	44%

### Race/Ethnicity

African American / Black	91	3%
American Indian / Alaskan Native	28	1%
Asian / Pacific Islander	7	0%
Hispanic	11	0%
International	19	1%
White	2,452	74%
Race/Ethnicity Unknown	190	6%


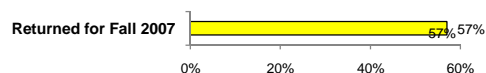
### Geographic Distribution (Degree-Seeking)

Ohio	91%
Other US States & Territories	9%
Other Countries	1%

### Age (Degree-Seeking)

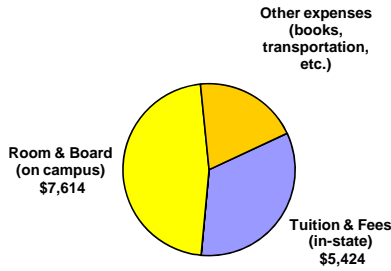
Average Age	24
Percent of Undergraduates Age 25 or Older	27%

### Retention of Fall 2006 First-Time, Full-time Students



*One of the strengths of U.S. higher education is the broad range of diverse institutions, each with its own distinctive mission. We encourage you to check out college web sites and visit campuses to get a more complete picture of the opportunities available to you!*

Typical Undergraduate Costs per Year Without Financial Aid for Full-Time, In-State Students (2007-08)



Total: \$16,228

[CLICK HERE](#) for typical out-of-state costs and any discipline-specific tuition

The cost to attend varies based on the individual circumstances of students and may be reduced through grants and scholarships.

[CLICK HERE](#)  
To get a cost estimate for students like you!

The cost calculator will be available soon.

Financial Aid Awarded to Undergraduates (Fall 2007)

Overall Financial Aid

- 81% of Fall 2007 full-time undergraduates received financial aid of some type including need-based loans, work study, and non need-based scholarships.

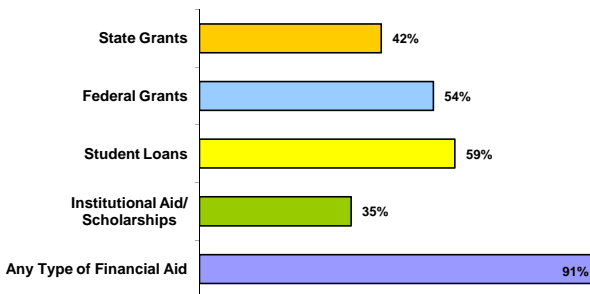
Annual Need-Based Scholarships & Grants

- 45% of Fall 2007 full-time undergraduates received need-based grants or scholarships; the average award for the year was \$1,803.

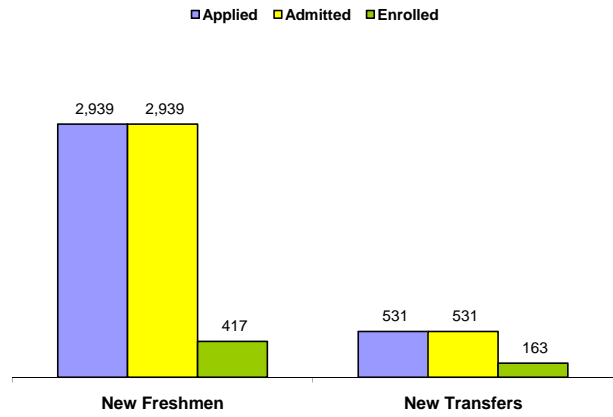
Annual Need-Based Loans

- 53% of Fall 2007 full-time undergraduates received need-based work-study and/or loans (not including parent loans); the average loan for the year was \$3,297.

Percent of Fall 2006 First-Time Students Receiving Each Type of Financial Aid



NOTE: Student may receive aid from more than one source.



Academic Preparation of New Freshman

Test(s) Required for Admission: ACT

Middle 50% of Test Score Range	ACT	SAT
Composite	18-22	
Math	17-22	-
English	16-22	-
Critical Reading		-

50% of admitted students have test scores within the ranges listed, 25% have scores above, and 25% have scores below.

Percent in top 25% of High School Graduating Class	33%
Percent in top 50% of High School Graduating Class	63%
Average High School GPA (4-point scale)	-

Degrees and Areas of Study

Degrees Awarded at SSU in 2006-07

Associate's	242
Bachelor's	437
<b>Total</b>	<b>679</b>

Areas of Study with the Largest Number of Undergraduate Degrees Awarded in 2006-07


Social Sciences, General	9%
Business Administration & Management, General	8%
Early Childhood Education & Teaching	8%
Psychology, General	7%
Nursing - Registered Nurse Training	6%
All other degree areas	62%
<b>Total</b>	<b>100%</b>

[CLICK HERE](#) for a list of undergraduate and graduate programs

**The Shawnee Bears Community**

Your successful participation within the SSU learning community is always at the forefront of the services the Student Success Center provides, including placement testing, orientation, supplemental instruction, tutoring, computer labs, developmental education, disability services, and multicultural student affairs. Other support includes a bookstore, the Center for Community Service, an accredited preschool, and an on-campus student health clinic. Counseling services provided free are placement, financial aid, veteran's, educational, personal, and vocational.

Students have the opportunity to participate in intercollegiate, intramural and individual recreational or athletic activities. SSU provides apartment-style residence halls within walking distance of all campus facilities. The Student Activities Office provides opportunities for personal and social development and an environment that fosters our students' social, cultural, and educational experiences. Many clubs and organizations are sponsored by the office, including the Student Government Association, the Student Programming Board, and Greek organizations.



**Study at SSU** [More](#)

**Classroom Environment**

Students per Faculty	17 to 1
Undergraduate classes with fewer than 30 students	88%
Undergraduate classes with fewer than 50 students	97%

**Full-Time Instructional Faculty**

Total Faculty	147
% Women	39%
% from Minority Groups	8%
% with Highest Degree in Field	56%

**Carnegie Classification of Institutional Characteristics**

**Basic Type**

Baccalaureate Colleges--Diverse Fields

**Size and Setting**

Medium four-year, primarily nonresidential

**Enrollment Profile**

Exclusively undergraduate four-year

**Undergraduate Profile**

Full-time four-year, inclusive

**Undergraduate Instructional Program**

Balanced arts & sciences/professions, no graduate coexistence

**Graduate Instructional Program**

Not Applicable

NOTE: Institutional classifications based on the Carnegie 2005 edition.

[CLICK HERE](#) for more information on Carnegie Classifications.

**Student Housing** [More](#)

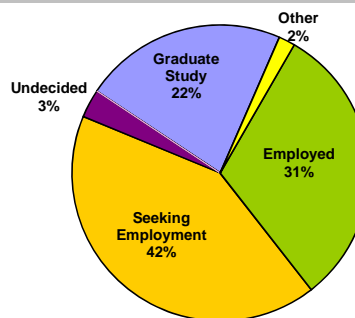
38% of new freshmen live on campus  
16% of all undergraduates live on campus

**Campus Safety** [More](#)

SSU is committed to the safety and security of its students and employees and demonstrates this commitment through the development of policies and programs to reduce crime and protect students and staff. There were only 2 or fewer alleged offenses reported in any given year in categories like aggravated assault, burglary, motor vehicle theft and forcible sex offenses. There were no Hate Crimes alleged in the past 3 years. There was only 1 arrest on campus in the same 3 year period--a liquor law violation. Disciplinary actions as a result of liquor law violations decreased from 68 in 2005 to just 38 in 2006.

[CLICK HERE](#) for Campus Crime Statistics report.

**Future Plans of Spring 2007 Bachelor's Degree Recipients**



[CLICK HERE](#) for information on survey administration, sample, and response rate.

**Student Experiences and Perceptions**

Students who are actively involved in their own learning and development are more likely to be successful in college. Colleges and universities offer students a wide variety of opportunities both inside and outside the classroom to become engaged with new ideas, people, and experiences. Institutions measure the effectiveness of these opportunities in a variety of ways to better understand what types of activities and programs students find the most helpful.

Data for this area is not yet available.  
[CLICK HERE](#)

In addition, institutions participating in the VSA program measure student involvement on campus using one of four national surveys.

Results from the survey are not yet available.

---

--	--

## Student Learning Outcomes

All colleges and universities use multiple approaches to measure student learning. Many of these are specific to particular disciplines, many are coordinated with accrediting agencies, and many are based on outcomes after students have graduated. In addition, those institutions participating in the VSA measure increases in critical thinking, analytic reasoning, and written communication using one of three tests.

Data for this area is not yet available.

### Student Learning Assessment at SSU

0

[CLICK HERE](#)

### Pilot Project to Measure Core Learning Outcomes

Results from the pilot project using one of the three learning outcomes tests are not yet available.