

Shawnee State University



THE INSTITUTION AT A GLANCE

Public ✓ Private
 Total institutional undergraduate enrollment 3,803

TEACHER EDUCATION AT A GLANCE

Program Description

Shawnee State University — the regional state university of southern Ohio — is an open enrollment institution located in Portsmouth, on the banks of the Ohio River. The institution is accredited by NCATE and is committed to preparing learner-centered, inquiring professionals.

Internal and external partnerships for program development and implementation are strengths of Shawnee State’s educator preparation programs. Housed within the College of Arts and Sciences, the Department of Teacher Education relies on collaboration with content area faculty and school-based faculty in more than 60 school districts and agencies to provide candidates with the highest quality instruction and professional experiences.

The conceptual framework for educator preparation identifies five domains of teacher capacity that guide curriculum development, instruction, and the student and unit assessment system. In addition to other formal measures of student learning, SSU candidates demonstrate competency in the five domain areas of content knowledge, human development and diversity, environmental issues, effective teaching, and professionalism through the development of a Web-based portfolio.

CONTACT INFORMATION

Undergraduate Admissions

Bob Trusz
 Room 3221 Administration Building, First Floor
 940 Second Street
 Portsmouth, OH 45662
 740-351-3610
 btrusz@shawnee.edu

Teacher Education

Paul M. Madden, Ph.D., Chair
 Room 227 Massie Hall
 940 Second Street
 Portsmouth, OH 45662
 740-351-3547 (phone)
 740-351-3603 (fax)
 Pmadden@shawnee.edu (E-mail)

Internet

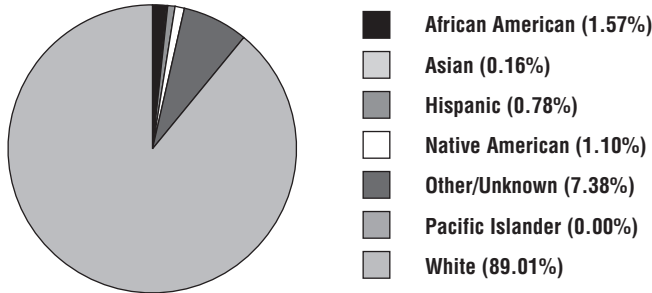
www.shawnee.edu

Teacher education at Shawnee State University operates by selective admission and retention, requiring an overall GPA of 2.75, a content area GPA of 3.0, and a professional education GPA of 3.0. A passing score on the Praxis 1 or the ACT is required as a standardized measure of basic skills and competency in reading, writing and mathematics. A professional portfolio and satisfactory faculty evaluations of all professional experiences are required at admission and retention review.



Student Enrollment

✓ Total enrollment in teacher education 216



Entrance Requirements

To be admitted to the teacher education program, prospective students must meet the following requirements (list is non-inclusive):

- ✓ Minimum Undergraduate GPA **U/G** 2.75
- ✓ Minimum GPA for content area 3.0
- ✓ Minimum GPA for professional education 3.0
- ✓ Minimum ACT score 21
- ✓ Minimum Praxis I math score 172
- ✓ Minimum Praxis I reading score 172
- ✓ Minimum Praxis I writing score 172
- ✓ Minimum Praxis I total score 172
- ✓ Recommendations Yes
- ✓ Total number of students newly admitted to teacher education 104

Student Teaching

- ✓ Average number of weeks of supervised student teaching required 10
- ✓ Average number of student teaching hours required per week 30
- ✓ Average number of hours required for student teaching 300
- ✓ Total number of students in supervised student teaching 63
- ✓ Number of faculty members who supervised student teachers 15
- ✓ Student teacher/faculty ratio 4.2:1
- ✓ Full-time faculty in professional education who supervise teacher preparation students 7
- ✓ Part-time faculty in professional education who work full-time in the institution who supervise teacher preparation students 2
- ✓ Part-time faculty in professional education not otherwise employed by the institution who supervise teacher preparation students 6

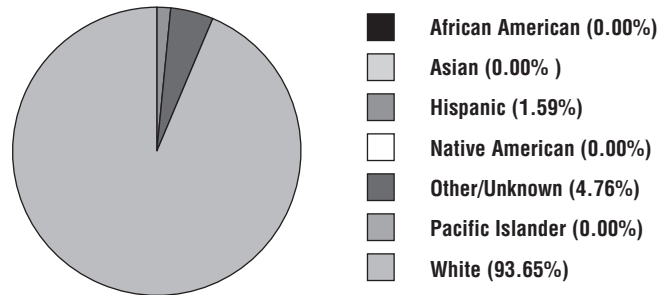
Exit Requirements

To successfully complete the teacher education program, students must meet the following requirements (list is non-inclusive):

- ✓ Minimum GPA **U/G** 2.75
- ✓ Portfolio Assessment Yes
- ✓ Successful completion of student teaching Yes
- ✓ Interview Yes
- ✓ Recommendations Yes

Program Completers

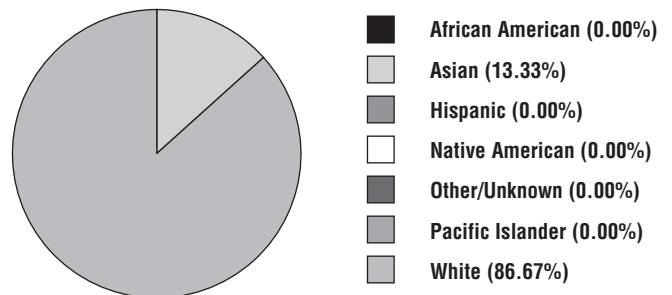
✓ Total number of individuals completing teacher education 61



Recommendations for Licensure

- ✓ Total number of individuals regardless of date of completion 67
- ✓ Total number of program completers recommended for licensure 61

Faculty Demographics



Program Highlights

Shawnee State's Department of Teacher Education emerged from the 2004-2005 academic year with an improved and updated program for teacher preparation. Faculty worked together to refine key assessments and data collection, aggregation and reporting processes for accreditation purposes. The department underwent programmatic redesign in response to an institutional decision to convert to a semester calendar system.

Faculty, administrators and students attended and presented at numerous local, state and national conferences, including the Teaching and Learning Conference, the Ohio Confederation of Teacher Education Organizations, American Association of Colleges for Teacher Education, American Educational Research Association, the Midwest Educational Research Association, National Association for the Education of Young Children, the Ohio Association for the Education of Young Children, and the National Science Teachers Association. Faculty and administrators were involved in several grant projects to support teaching and learning.

Passage of Praxis II Required Prior to Student Teaching

- ✓ U/G Middle Childhood (4-9) Content
- ✓ U/G AYA (7-12) Content
- ✓ U/G Multi-Age (PK-12) Content
- ✓ U/G Intervention Specialist Content
- ✓ U/G Early Childhood Education (PK-3) Content

Passage of Praxis II Required Prior to Program Completion

- ✓ U/G Middle Childhood (4-9) PLT
- ✓ U/G AYA (7-12) PLT
- ✓ U/G Multi-Age (PK-12) PLT
- ✓ U/G Intervention Specialist PLT
- ✓ U/G Early Childhood Education (PK-3) PLT



PRAXIS II PASS-RATE DATA

NC = Not Calculated due to less than 10 examinees

Professional Knowledge	# Taking Praxis	# Passing Praxis	% Passing Praxis
PRINCIPLES LEARNING & TEACHING ERLY CHLD	3	NC	NC
PRINCIPLES LEARNING & TEACHING K-6	2	NC	NC
PRINCIPLES LEARNING & TEACHING 5-9	14	13	93%
PRINCIPLES LEARNING & TEACHING 7-12	15	15	100%
Academic Content Areas	# Taking Praxis	# Passing Praxis	% Passing Praxis
EARLY CHILDHOOD EDUCATION	26	24	92%
EDUCATION OF YOUNG CHILDREN	1	NC	NC
ENG LANG LIT COMP CONTENT KNOWLEDGE	2	NC	NC
MIDDLE SCHOOL ENGLISH LANGUAGE ARTS	3	NC	NC
MATHEMATICS: CONTENT KNOWLEDGE	4	NC	NC
MIDDLE SCHOOL MATHEMATICS	8	NC	NC
SOCIAL STUDIES: CONTENT KNOWLEDGE	6	NC	NC
MIDDLE SCHOOL SOCIAL STUDIES	8	NC	NC
ART CONTENT KNOWLEDGE	4	NC	NC
MIDDLE SCHOOL SCIENCE	4	NC	NC
Teaching Special Populations	# Taking Praxis	# Passing Praxis	% Passing Praxis
SE KNOWLEDGE-BASED CORE PRINCIPLES	1	NC	NC

Performance Benchmarks

	State Requirement	IHE Performance	Institutional Status
Praxis II Summary Pass Rate	≥80%	93%	Effective
State Benchmark <i>Effective</i> - Overall IHE summary pass rate of 80% or higher on Praxis II <i>Conditional</i> - Overall IHE summary pass rate at less than 80% on Praxis II <i>Low Performing</i> - Conditional Status held for three consecutive years			
Praxis III Summary Pass Rate	≥85%	97.7%	Effective
State Benchmark <i>Effective</i> - Overall IHE summary pass rate of 85% or higher on Praxis III <i>Conditional</i> - Overall IHE summary pass rate at less than 85% on Praxis III <i>Low Performing</i> - Conditional Status held for three consecutive years			
Ohio Approval of Teacher Education	Five-year approval	Five-year approval	Effective
State Benchmark <i>Effective</i> - Teacher Education Unit approved for five years <i>Conditional</i> - Teacher Education Unit approved for two years <i>Low Performing</i> - Conditional Status held for three consecutive years <i>Denied</i> - State Board approval of teacher education program withdrawn			